



ASBK.COM.AU f t i y

Winton Motor Raceway : OFFICIAL TEST : April 11 & 12

SUPERBIKE

Wednesday Practice 3

Date: 12/04/17
 Event: P20
 Weather: Sunny - 22.4C
 Track: Dry - 40.5C

Started at: 13:42:36
 Laps: 30 Min
 Starters: 15
 Printed at: 14:37

CLASSIFICATION

| Pos | No | Name | Machine | Fastest Lap | On Lap | Behind Prev | Behind Leader | Top Speed |
|-----|-----|--|-----------------|-------------|----------|-------------|---------------|-----------|
| 1 | 25 | Daniel FALZON (SA) / JD Racing / Caterpillar / YRT / Slime Australia / Mainline Dynolog Dyno. | Yamaha YZF-R1 | 1:20.944 | 7 of 9 | | | 238 |
| 2 | 47 | Wayne MAXWELL (VIC) / Yamaha Racing Team | Yamaha YZF-R1 | 1:21.328 | 13 of 14 | .384 | .384 | 240 |
| 3 | 1 | Troy HERFOSS (QLD) / Crankt Protein Honda Racing / Honda Genuine / Pirelli / Alpinestars | Honda CBR RR | 1:21.558 | 5 of 14 | .230 | .614 | 237 |
| 4 | 21 | Josh WATERS (VIC) / Team Suzuki ECSTAR / AirRoad / Pirelli / Swann Ins. / Pepper Money | Suzuki GSX-R | 1:21.703 | 16 of 16 | .145 | .759 | 245 |
| 5 | 65 | Cru HALLIDAY (NSW) / Yamaha Finance / Yamaha Insurance / Ipone | Yamaha YZF-R1 | 1:21.948 | 4 of 15 | .245 | 1.004 | 241 |
| 6 | 24 | Robert BUGDEN (QLD) / Kawasaki BCperformance / Kawasaki Motors Aust. / Iceberg Enterprises | Kawasaki ZX10R | 1:21.973 | 13 of 19 | .025 | 1.029 | 241 |
| 7 | 67 | Bryan STARING (WA) / Crankt Protein Honda Racing / Honda Genuine / Pirelli / Alpinestars | Honda CBR RR | 1:22.108 | 7 of 12 | .135 | 1.164 | 236 |
| 8 | 178 | Michael BLAIR (NSW) / Yamaha YRT / Gosford Classic Car Museum / Ipone / YMI / John Singleton Grp | Yamaha YZF-R1 | 1:22.412 | 8 of 14 | .304 | 1.468 | 242 |
| 9 | 50 | Callum SPRIGGS (QLD) / Ducati Aust. / QBE Insurance / Pirelli / Motul / Gibson Freight / INOX | Ducati Panigale | 1:22.696 | 3 of 15 | .284 | 1.752 | 239 |
| 10 | 20 | Alex PHILLIS (VIC) / Apex Civil / Arnolds Fruit Market | Yamaha YZF-R1 | 1:22.743 | 12 of 13 | .047 | 1.799 | 243 |
| 11 | 83 | Kyle BUCKLEY (QLD) / Kawasaki BCperformance / Kawasaki Motors Aust. / Iceberg Enterprises | Kawasaki ZX10R | 1:22.815 | 8 of 11 | .072 | 1.871 | 241 |
| 12 | 56 | Troy GUENTHER (QLD) / Saint Unbreakable / BMW | BMW S RR | 1:23.034 | 6 of 17 | .219 | 2.090 | 244 |
| 13 | 68 | Mitch LEVY (NSW) / ATR / YRD | Yamaha YZF-R1 | 1:24.428 | 5 of 5 | 1.394 | 3.484 | 239 |
| 14 | 6 | Brendan McINTYRE (NSW) / Western M-cycles Sydney / Ric Pobjoy Racing / Motul Oils / RK Chains | Suzuki GSX-R | 1:25.078 | 12 of 12 | .650 | 4.134 | 230 |
| 15 | 22 | Trent GIBSON (VIC) | Yamaha YZF-R1 | 1:25.096 | 18 of 18 | .018 | 4.152 | 232 |

Current best lap for SBK class - 1:20.405 by Troy HERFOSS (NSW) on a Honda CBR RR SP set on 22/09/16



Scott Laing
 Chief Time Keeper - Scott Laing

Clerk of Course - Simon Maas

Computime Race Timing Systems Pty Ltd © 1996
 Licensed to Computime Race Timing Systems

www.computime.com.au

COMPUTIME RACE TIMING SYSTEMS PTY LTD





ASBK.COM.AU f t i y

Winton Motor Raceway : OFFICIAL TEST : April 11 & 12

SUPERBIKE

Wednesday Practice 3

Date: 12/04/17
 Event: P20
 Weather: Sunny - 22.4C
 Track: Dry - 40.5C

Started at: 13:42:36
 Laps: 30 Min
 Starters: 15
 Printed at: 14:37

LAP TIMES

| No | Name | Lap 1 | Lap 2 | Lap 3 | Lap 4 | Lap 5 | Lap 6 | Lap 7 | Lap 8 | Lap 9 | Lap 10 |
|-----|------------------------|----------|-----------------|-----------------|-----------------|-----------------|-----------------|-----------------|-----------------|----------|-----------|
| 1 | Troy HERFOSS (QLD) | 1:29.289 | 1:22.022 | 1:21.945 | 1:22.737 | 1:21.558 | 9:00.420 | 1:31.438 | 1:22.039 | 1:33.649 | 2:19.733 |
| | 10 | 1:43.344 | 1:22.980 | 1:22.759 | 1:27.927 | | | | | | |
| 6 | Brendan McINTYRE (NSW) | 1:33.867 | 1:26.818 | 1:27.037 | 1:26.246 | 1:25.839 | 12:45.430 | 1:36.655 | 1:26.402 | 1:25.681 | 1:25.612 |
| | 10 | 1:25.725 | 1:25.078 | | | | | | | | |
| 20 | Alex PHILLIS (VIC) | 1:31.199 | 1:24.120 | 1:23.385 | 1:23.130 | 1:23.034 | 11:40.368 | 1:33.798 | 1:25.939 | 1:26.973 | 1:23.174 |
| | 10 | 1:23.313 | 1:22.743 | 1:23.078 | | | | | | | |
| 21 | Josh WATERS (VIC) | 1:35.835 | 1:23.603 | 1:23.095 | 2:41.685 | 7:14.464 | 1:29.381 | 1:22.976 | 1:22.586 | 4:51.639 | 1:40.153 |
| | 10 | 1:23.380 | 1:21.808 | 4:37.323 | 1:37.060 | 1:22.283 | 1:21.703 | | | | |
| 22 | Trent GIBSON (VIC) | 1:41.314 | 2:29.161 | 1:33.763 | 1:33.058 | 7:34.656 | 1:33.562 | 1:27.927 | 2:36.738 | 1:32.601 | 1:25.902 |
| | 10 | 1:25.257 | 1:25.451 | 1:25.269 | 4:23.882 | 1:29.250 | 1:25.594 | 1:25.302 | 1:25.096 | | |
| 24 | Robert BUGDEN (QLD) | 1:35.403 | 1:24.990 | 1:22.841 | 1:23.234 | 1:22.873 | 9:01.607 | 1:32.252 | 1:23.972 | 1:23.369 | 3:34.685 |
| | 10 | 1:36.152 | 1:22.799 | 1:21.973 | 4:54.721 | 1:35.599 | 1:22.526 | 1:22.333 | 1:22.266 | 1:22.533 | |
| 25 | Daniel FALZON (SA) | 1:39.636 | 1:23.891 | 1:22.493 | 17:23.918 | 1:33.706 | 1:21.776 | 1:20.944 | 1:21.353 | 1:21.116 | |
| 47 | Wayne MAXWELL (VIC) | 1:33.909 | 1:23.329 | 1:21.965 | 1:21.688 | 9:36.455 | 1:28.765 | 1:22.023 | 1:21.687 | 1:21.419 | 6:47.907 |
| | 10 | 5:03.517 | 1:26.766 | 1:21.328 | 1:23.383 | | | | | | |
| 50 | Callum SPRIGGS (QLD) | 1:28.644 | 1:23.898 | 1:22.696 | 1:23.509 | 1:23.180 | 8:55.897 | 1:30.111 | 1:23.137 | 1:23.496 | 1:24.294 |
| | 10 | 1:25.209 | 1:24.841 | 1:25.322 | 1:25.603 | 1:25.625 | | | | | |
| 56 | Troy GUENTHER (QLD) | 1:36.298 | 1:24.392 | 1:23.548 | 1:23.398 | 1:23.111 | 1:23.034 | 7:13.535 | 1:28.198 | 1:34.570 | 1:24.245 |
| | 10 | 1:23.232 | 1:23.761 | 1:23.420 | 1:23.762 | 1:24.873 | 1:24.015 | 1:24.277 | | | |
| 65 | Cru HALLIDAY (NSW) | 1:34.035 | 1:23.935 | 1:23.840 | 1:21.948 | 1:22.099 | 10:01.593 | 1:43.544 | 1:23.658 | 2:31.868 | 1:31.583 |
| | 10 | 1:22.646 | 7:43.684 | 1:32.241 | 1:22.536 | 1:22.110 | | | | | |
| 67 | Bryan STARING (WA) | 1:38.670 | 1:24.005 | 5:11.354 | 7:32.233 | 1:32.076 | 1:22.392 | 1:22.108 | 1:22.227 | 1:22.314 | 12:08.278 |
| | 10 | 1:33.474 | 1:22.630 | | | | | | | | |
| 68 | Mitch LEVY (NSW) | 1:35.829 | 1:25.596 | 1:25.335 | 1:24.925 | 1:24.428 | | | | | |
| 83 | Kyle BUCKLEY (QLD) | 1:35.776 | 1:25.919 | 1:25.214 | 1:24.844 | 1:24.637 | 11:19.414 | 1:23.403 | 1:22.815 | 2:30.599 | 1:34.526 |
| | 10 | 1:23.059 | | | | | | | | | |
| 178 | Michael BLAIR (NSW) | 1:28.375 | 1:22.907 | 1:22.834 | 2:23.445 | 8:58.988 | 1:37.223 | 1:23.237 | 1:22.412 | 4:32.101 | 1:35.174 |
| | 10 | 1:22.767 | 6:15.727 | 1:27.648 | 1:23.299 | | | | | | |


Spott Laing
 Chief Time Keeper - Spott Laing

Clerk of Course - Simon Maas

Computime Race Timing Systems Pty Ltd © 1996
 Licensed to Computime Race Timing Systems

www.computime.com.au

COMPUTIME RACE TIMING SYSTEMS PTY LTD





ASBK.COM.AU f t i y

Winton Motor Raceway : OFFICIAL TEST : April 11 & 12

SUPERBIKE

Wednesday Practice 3

Started at: 13:42:36
Laps: 30 Min
Starters: 15
Printed at: 14:37


Date: 12/04/17
Event: P20
Weather: Sunny - 22.4C
Track: Dry - 40.5C

SPLIT TIMES

| Lap | Split 1 | Split 2 | Split 3 | Split 4 | Lap Time | Spd | Lap | Split 1 | Split 2 | Split 3 | Split 4 | Lap Time | Spd |
|--|---------------|---------------|---------------|---------------|-----------------|-----|-------------------------------------|---------------|---------------|---------------|---------------|-----------------|-----|
| 1 Troy HERFOSS (QLD) (3rd) | | | | | | | 13 | 11.404 | 14.150 | 30.463 | 27.061 | 1:23.078 | 242 |
| 1 | 15.275 | 15.887 | 31.212 | 26.915 | 1:29.289 P | | 21 Josh WATERS (VIC) (4th) | | | | | | |
| 2 | 11.348 | 13.937 | 30.231 | 26.506 | 1:22.022 | 234 | 1 | 18.492 | 16.802 | 32.703 | 27.838 | 1:35.835 P | |
| 3 | 11.241 | 14.092 | 30.051 | 26.561 | 1:21.945 | 236 | 2 | 11.695 | 14.277 | 30.542 | 27.089 | 1:23.603 | 242 |
| 4 | 11.198 | 14.129 | 30.584 | 26.826 | 1:22.737 | 237 | 3 | 11.511 | 14.198 | 30.382 | 27.004 | 1:23.095 | 243 |
| 5 | 11.239 | 13.830 | 29.968 | 26.521 | 1:21.558 | 236 | 4 | 12.495 | 16.064 | 33.162 | 1:39.964 | 2:41.685 | 245 |
| 6 | 11.301 | 13.882 | 29.921 | 8:05.316 | 9:00.420 | 235 | 5 | 20.343 | 19.391 | 37.485 | 5:57.245 | 7:14.464 P | |
| 7 | 17.270 | 15.677 | 31.135 | 27.356 | 1:31.438 P | | 6 | 14.752 | 15.477 | 31.579 | 27.573 | 1:29.381 P | |
| 8 | 11.278 | 14.173 | 29.944 | 26.644 | 1:22.039 | 233 | 7 | 11.647 | 14.048 | 30.264 | 27.017 | 1:22.976 | 243 |
| 9 | 11.210 | 15.537 | 39.084 | 27.818 | 1:33.649 | 233 | 8 | 11.466 | 13.937 | 30.304 | 26.879 | 1:22.586 | 243 |
| 10 | 11.561 | 16.339 | 37.074 | 1:14.759 | 2:19.733 | 235 | 9 | 12.383 | 15.963 | 32.702 | 3:50.591 | 4:51.639 | 242 |
| 11 | 23.613 | 14.261 | 33.496 | 31.974 | 1:43.344 P | | 10 | 19.180 | 16.851 | 36.049 | 28.073 | 1:40.153 P | |
| 12 | 11.974 | 14.049 | 30.296 | 26.661 | 1:22.980 | 181 | 11 | 11.523 | 14.053 | 30.611 | 27.193 | 1:23.380 | 243 |
| 13 | 11.286 | 14.097 | 30.496 | 26.880 | 1:22.759 | 235 | 12 | 11.362 | 13.838 | 29.941 | 26.667 | 1:21.808 | 244 |
| 14 | 12.184 | 16.365 | 31.947 | 27.431 | 1:27.927 | 233 | 13 | 13.067 | 17.400 | 33.343 | 3:33.513 | 4:37.323 | 244 |
| 6 Brendan McINTYRE (NSW) (14th) | | | | | | | 14 | 13.513 | 14.578 | 32.848 | 36.121 | 1:37.060 P | |
| 1 | 15.966 | 15.820 | 33.424 | 28.657 | 1:33.867 P | | 15 | 11.401 | 14.031 | 30.044 | 26.807 | 1:22.283 | 244 |
| 2 | 12.258 | 14.768 | 31.728 | 28.064 | 1:26.818 | 227 | 16 | 11.248 | 13.853 | 29.861 | 26.741 | 1:21.703 | 244 |
| 3 | 12.124 | 14.743 | 31.948 | 28.222 | 1:27.037 | 227 | 22 Trent GIBSON (VIC) (15th) | | | | | | |
| 4 | 12.034 | 14.751 | 31.592 | 27.869 | 1:26.246 | 230 | 1 | 22.414 | 15.829 | 34.682 | 28.389 | 1:41.314 P | |
| 5 | 11.958 | 14.563 | 31.434 | 27.884 | 1:25.839 | 228 | 2 | 12.250 | 15.506 | 31.971 | 1:29.434 | 2:29.161 | 228 |
| 6 | 11.840 | 14.498 | 35.837 | 11:43.255 | 12:45.430 | 228 | 3 | 18.559 | 15.255 | 32.127 | 27.822 | 1:33.763 P | |
| 7 | 20.616 | 15.236 | 32.483 | 28.320 | 1:36.655 P | | 4 | 11.769 | 14.787 | 31.788 | 34.714 | 1:33.058 | 229 |
| 8 | 12.003 | 14.750 | 31.683 | 27.966 | 1:26.402 | 225 | 5 | 19.718 | 20.169 | 36.081 | 6:18.688 | 7:34.656 | 92 |
| 9 | 11.948 | 14.575 | 31.427 | 27.731 | 1:25.681 | 228 | 6 | 17.532 | 15.571 | 32.259 | 28.200 | 1:33.562 P | |
| 10 | 11.942 | 14.628 | 31.422 | 27.620 | 1:25.612 | 228 | 7 | 12.214 | 15.011 | 32.741 | 27.961 | 1:27.927 | 230 |
| 11 | 11.867 | 14.606 | 31.442 | 27.810 | 1:25.725 | 230 | 8 | 11.907 | 14.586 | 31.306 | 1:38.939 | 2:36.738 | 231 |
| 12 | 11.784 | 14.418 | 31.210 | 27.666 | 1:25.078 | 229 | 9 | 16.981 | 15.378 | 32.072 | 28.170 | 1:32.601 P | |
| 20 Alex PHILLIS (VIC) (10th) | | | | | | | 10 | 11.835 | 14.586 | 31.667 | 27.814 | 1:25.902 | 227 |
| 1 | 15.311 | 15.565 | 32.186 | 28.137 | 1:31.199 P | | 11 | 11.714 | 14.545 | 31.361 | 27.637 | 1:25.257 | 231 |
| 2 | 11.728 | 14.424 | 30.812 | 27.156 | 1:24.120 | 242 | 12 | 11.895 | 14.491 | 31.373 | 27.692 | 1:25.451 | 230 |
| 3 | 11.711 | 14.080 | 30.635 | 26.959 | 1:23.385 | 239 | 13 | 11.856 | 14.489 | 31.476 | 27.448 | 1:25.269 | 231 |
| 4 | 11.393 | 13.943 | 30.641 | 27.153 | 1:23.130 | 241 | 14 | 11.790 | 15.284 | 33.971 | 3:22.837 | 4:23.882 | 232 |
| 5 | 11.575 | 14.065 | 30.562 | 26.832 | 1:23.034 | 241 | 15 | 14.470 | 15.013 | 31.672 | 28.095 | 1:29.250 P | |
| 6 | 11.463 | 14.176 | 31.091 | 10:43.638 | 11:40.368 | 241 | 16 | 11.961 | 14.583 | 31.329 | 27.721 | 1:25.594 | 229 |
| 7 | 19.312 | 15.158 | 31.099 | 28.229 | 1:33.798 P | | 17 | 11.817 | 14.492 | 31.280 | 27.713 | 1:25.302 | 232 |
| 8 | 11.493 | 13.955 | 31.692 | 28.799 | 1:25.939 | 241 | 18 | 11.803 | 14.487 | 31.198 | 27.608 | 1:25.096 | 231 |
| 9 | 11.956 | 14.954 | 31.927 | 28.136 | 1:26.973 | 240 | 24 Robert BUGDEN (QLD) (6th) | | | | | | |
| 10 | 11.572 | 14.106 | 30.572 | 26.924 | 1:23.174 | 241 | 1 | 17.370 | 16.626 | 33.082 | 28.325 | 1:35.403 P | |
| 11 | 11.555 | 14.143 | 30.643 | 26.972 | 1:23.313 | 243 | 2 | 11.979 | 14.398 | 31.245 | 27.368 | 1:24.990 | 239 |
| 12 | 11.545 | 14.051 | 30.341 | 26.806 | 1:22.743 | 241 | | | | | | | |

Scott Laing
Chief Time Keeper - Scott Laing

Clerk of Course - Simon Maas



Computime Race Timing Systems Pty Ltd © 1996
Licensed to Computime Race Timing Systems

www.computime.com.au

COMPUTIME RACE TIMING SYSTEMS PTY LTD



ASBK.COM.AU f t i y

Winton Motor Raceway : OFFICIAL TEST : April 11 & 12

SUPERBIKE

Wednesday Practice 3

Date: 12/04/17
 Event: P20
 Weather: Sunny - 22.4C
 Track: Dry - 40.5C


Started at: 13:42:36
 Laps: 30 Min
 Starters: 15
 Printed at: 14:37

SPLIT TIMES

| Lap | Split 1 | Split 2 | Split 3 | Split 4 | Lap Time | Spd | Lap | Split 1 | Split 2 | Split 3 | Split 4 | Lap Time | Spd |
|-------------------------------------|---------------|---------------|---------------|---------------|-----------------|-----|--------------------------------------|---------------|---------------|---------------|---------------|-----------------|-----|
| 3 | 11.512 | 14.044 | 30.470 | 26.815 | 1:22.841 | 238 | 14 | 11.897 | 14.415 | 30.392 | 26.679 | 1:23.383 | 239 |
| 4 | 11.536 | 14.128 | 30.503 | 27.067 | 1:23.234 | 241 | | | | | | | |
| 5 | 11.455 | 14.138 | 30.306 | 26.974 | 1:22.873 | 239 | 50 Callum SPRIGGS (QLD) (9th) | | | | | | |
| 6 | 11.472 | 14.167 | 30.890 | 8:05.078 | 9:01.607 | 239 | 1 | 14.713 | 14.994 | 31.396 | 27.541 | 1:28.644 | P |
| 7 | 16.768 | 15.483 | 31.909 | 28.092 | 1:32.252 | P | 2 | 11.950 | 14.571 | 30.564 | 26.813 | 1:23.898 | 234 |
| 8 | 11.946 | 14.191 | 30.447 | 27.388 | 1:23.972 | 234 | 3 | 11.466 | 14.086 | 30.381 | 26.763 | 1:22.696 | 239 |
| 9 | 11.530 | 14.264 | 30.324 | 27.251 | 1:23.369 | 238 | 4 | 11.445 | 14.361 | 30.601 | 27.102 | 1:23.509 | 238 |
| 10 | 11.582 | 14.220 | 37.063 | 2:31.820 | 3:34.685 | 236 | 5 | 11.459 | 14.282 | 30.495 | 26.944 | 1:23.180 | 236 |
| 11 | 19.656 | 16.585 | 31.972 | 27.939 | 1:36.152 | P | 6 | 11.601 | 14.209 | 31.773 | 7:58.314 | 8:55.897 | 237 |
| 12 | 11.526 | 14.153 | 30.184 | 26.936 | 1:22.799 | 233 | 7 | 16.980 | 14.873 | 31.091 | 27.167 | 1:30.111 | P |
| 13 | 11.356 | 13.899 | 29.905 | 26.813 | 1:21.973 | 238 | 8 | 11.619 | 14.119 | 30.474 | 26.925 | 1:23.137 | 233 |
| 14 | 11.269 | 13.995 | 30.072 | 3:59.385 | 4:54.721 | 239 | 9 | 11.531 | 14.264 | 30.737 | 26.964 | 1:23.496 | 235 |
| 15 | 16.945 | 15.726 | 34.229 | 28.699 | 1:35.599 | P | 10 | 11.546 | 14.194 | 30.871 | 27.683 | 1:24.294 | 236 |
| 16 | 11.562 | 14.035 | 30.151 | 26.778 | 1:22.526 | 237 | 11 | 11.783 | 14.560 | 31.303 | 27.563 | 1:25.209 | 230 |
| 17 | 11.312 | 13.821 | 29.755 | 27.445 | 1:22.333 | 237 | 12 | 11.817 | 14.449 | 30.990 | 27.585 | 1:24.841 | 231 |
| 18 | 11.406 | 13.878 | 30.065 | 26.917 | 1:22.266 | 239 | 13 | 11.774 | 14.540 | 31.016 | 27.992 | 1:25.322 | 236 |
| 19 | | | | | 1:22.533 | | 14 | 11.850 | 14.656 | 31.417 | 27.680 | 1:25.603 | 233 |
| | | | | | | | 15 | 11.805 | 14.666 | 31.366 | 27.788 | 1:25.625 | 232 |
| 25 Daniel FALZON (SA) (1st) | | | | | | | 56 Troy GUENTHER (QLD) (12th) | | | | | | |
| 1 | 22.332 | 17.007 | 32.763 | 27.534 | 1:39.636 | P | 1 | 17.614 | 15.974 | 33.436 | 29.274 | 1:36.298 | P |
| 2 | 11.700 | 14.264 | 30.970 | 26.957 | 1:23.891 | 237 | 2 | 11.676 | 14.411 | 30.983 | 27.322 | 1:24.392 | 239 |
| 3 | 11.325 | 13.884 | 30.223 | 27.061 | 1:22.493 | 235 | 3 | 11.380 | 14.168 | 30.768 | 27.232 | 1:23.548 | 244 |
| 4 | 11.907 | 15.535 | 34.134 | 16:22.342 | 17:23.918 | 235 | 4 | 11.508 | 14.062 | 30.716 | 27.112 | 1:23.398 | 242 |
| 5 | 16.140 | 15.817 | 32.604 | 29.145 | 1:33.706 | P | 5 | 11.424 | 14.044 | 30.677 | 26.966 | 1:23.111 | 241 |
| 6 | 11.545 | 13.874 | 29.764 | 26.593 | 1:21.776 | 234 | 6 | 11.386 | 14.006 | 30.666 | 26.976 | 1:23.034 | 243 |
| 7 | 11.230 | 13.708 | 29.505 | 26.501 | 1:20.944 | 237 | 7 | 11.719 | 14.612 | 36.205 | 6:10.999 | 7:13.535 | 242 |
| 8 | 11.144 | 13.727 | 29.695 | 26.787 | 1:21.353 | 236 | 8 | 14.498 | 14.639 | 31.483 | 27.578 | 1:28.198 | P |
| 9 | 11.205 | 13.764 | 29.598 | 26.549 | 1:21.116 | 235 | 9 | 11.454 | 14.087 | 31.061 | 37.968 | 1:34.570 | 239 |
| 47 Wayne MAXWELL (VIC) (2nd) | | | | | | | 10 | 12.262 | 14.127 | 30.730 | 27.126 | 1:24.245 | 234 |
| 1 | 18.125 | 16.756 | 31.693 | 27.335 | 1:33.909 | P | 11 | 11.430 | 14.038 | 30.580 | 27.184 | 1:23.232 | 240 |
| 2 | 11.480 | 14.591 | 30.510 | 26.748 | 1:23.329 | 239 | 12 | 11.500 | 14.121 | 30.845 | 27.295 | 1:23.761 | 240 |
| 3 | 11.292 | 13.932 | 29.984 | 26.757 | 1:21.965 | 238 | 13 | 11.463 | 14.083 | 30.746 | 27.128 | 1:23.420 | 241 |
| 4 | 11.293 | 13.872 | 29.783 | 26.740 | 1:21.688 | 240 | 14 | 11.422 | 14.270 | 30.902 | 27.168 | 1:23.762 | 241 |
| 5 | 11.300 | 13.907 | 29.934 | 8:41.314 | 9:36.455 | 239 | 15 | 11.524 | 14.474 | 31.369 | 27.506 | 1:24.873 | 243 |
| 6 | 16.057 | 14.602 | 31.021 | 27.085 | 1:28.765 | P | 16 | 11.496 | 14.175 | 30.906 | 27.438 | 1:24.015 | 241 |
| 7 | 11.361 | 13.836 | 30.106 | 26.720 | 1:22.023 | 237 | 17 | 11.625 | 14.254 | 30.876 | 27.522 | 1:24.277 | 238 |
| 8 | 11.288 | 13.922 | 29.795 | 26.682 | 1:21.687 | 237 | 65 Cru HALLIDAY (NSW) (5th) | | | | | | |
| 9 | 11.176 | 13.904 | 29.703 | 26.636 | 1:21.419 | 238 | 1 | 18.202 | 15.819 | 32.464 | 27.550 | 1:34.035 | P |
| 10 | 11.839 | 14.518 | 31.284 | 5:50.266 | 6:47.907 | 238 | 2 | 11.772 | 14.079 | 30.792 | 27.292 | 1:23.935 | 238 |
| 11 | | | | | 5:03.517 | P | 3 | 11.457 | 14.387 | 31.083 | 26.913 | 1:23.840 | 240 |
| 12 | 14.871 | 14.566 | 30.496 | 26.833 | 1:26.766 | P | 4 | 11.324 | 13.715 | 30.217 | 26.692 | 1:21.948 | 237 |
| 13 | 11.175 | 13.830 | 29.621 | 26.702 | 1:21.328 | 238 | | | | | | | |

Scott Laing
 Chief Time Keeper - Scott Laing

Clerk of Course - Simon Maas



Computime Race Timing Systems Pty Ltd © 1996
 Licensed to Computime Race Timing Systems

www.computime.com.au

COMPUTIME RACE TIMING SYSTEMS PTY LTD



ASBK.COM.AU f t i y

Winton Motor Raceway : OFFICIAL TEST : April 11 & 12

SUPERBIKE

Wednesday Practice 3

Date: 12/04/17
 Event: P20
 Weather: Sunny - 22.4C
 Track: Dry - 40.5C

Started at: 13:42:36
 Laps: 30 Min
 Starters: 15
 Printed at: 14:37

SPLIT TIMES

| Lap | Split 1 | Split 2 | Split 3 | Split 4 | Lap Time | Spd | Lap | Split 1 | Split 2 | Split 3 | Split 4 | Lap Time | Spd |
|------------------------------|---------------|---------------|---------------|---------------|-----------------|-----|-------------------------------|---------------|---------------|---------------|---------------|-----------------|-----|
| 83 Kyle BUCKLEY (QLD) (11th) | | | | | | | | | | | | | |
| 5 | 11.339 | 13.814 | 30.398 | 26.548 | 1:22.099 | 241 | 1 | 17.669 | 16.437 | 33.311 | 28.359 | 1:35.776 P | |
| 6 | 11.401 | 13.843 | 31.691 | 9:04.658 | 10:01.593 | 239 | 2 | 11.800 | 14.624 | 31.788 | 27.707 | 1:25.919 | 241 |
| 7 | 22.582 | 19.685 | 33.308 | 27.969 | 1:43.544 P | | 3 | 11.591 | 14.738 | 31.381 | 27.504 | 1:25.214 | 240 |
| 8 | 11.707 | 14.109 | 30.850 | 26.992 | 1:23.658 | 236 | 4 | 11.627 | 14.526 | 31.254 | 27.437 | 1:24.844 | 239 |
| 9 | 11.921 | 15.506 | 36.167 | 1:28.274 | 2:31.868 | 217 | 5 | 11.587 | 14.391 | 31.106 | 27.553 | 1:24.637 | 239 |
| 10 | 17.594 | 15.164 | 31.383 | 27.442 | 1:31.583 P | | 6 | 11.666 | 15.203 | 40.110 | 10:12.435 | 11:19.414 | 239 |
| 11 | 11.619 | 13.815 | 30.486 | 26.726 | 1:22.646 | 237 | 7 | | | | | 1:23.403 | |
| 12 | 11.391 | 13.937 | 49.608 | 6:28.748 | 7:43.684 | 237 | 8 | | | | | 1:22.815 | |
| 13 | 16.534 | 15.138 | 32.910 | 27.659 | 1:32.241 P | | 9 | | | | | 2:30.599 | |
| 14 | 11.517 | 13.838 | 30.039 | 27.142 | 1:22.536 | 238 | 10 | 19.247 | 15.650 | 31.999 | 27.630 | 1:34.526 P | |
| 15 | 11.338 | 13.828 | 30.281 | 26.663 | 1:22.110 | 239 | 11 | 11.492 | 14.106 | 30.528 | 26.933 | 1:23.059 | 237 |
| 67 Bryan STARING (WA) (7th) | | | | | | | | | | | | | |
| 1 | 22.721 | 16.326 | 31.962 | 27.661 | 1:38.670 P | | 178 Michael BLAIR (NSW) (8th) | | | | | | |
| 2 | 11.513 | 14.176 | 30.523 | 27.793 | 1:24.005 | 233 | 1 | 15.775 | 14.605 | 30.991 | 27.004 | 1:28.375 P | |
| 3 | 12.955 | 19.449 | 31.624 | 4:07.326 | 5:11.354 | 228 | 2 | 11.635 | 14.235 | 30.124 | 26.913 | 1:22.907 | 241 |
| 4 | 18.536 | 17.073 | 34.406 | 6:22.218 | 7:32.233 P | | 3 | 11.476 | 14.094 | 30.278 | 26.986 | 1:22.834 | 242 |
| 5 | 17.805 | 15.755 | 31.090 | 27.426 | 1:32.076 P | | 4 | 12.826 | 15.082 | 31.089 | 1:24.448 | 2:23.445 | 241 |
| 6 | 11.511 | 13.980 | 29.987 | 26.914 | 1:22.392 | 232 | 5 | 17.304 | 15.983 | 33.970 | 7:51.731 | 8:58.988 P | |
| 7 | 11.459 | 13.970 | 29.945 | 26.734 | 1:22.108 | 235 | 6 | 20.012 | 17.010 | 30.946 | 29.255 | 1:37.223 P | |
| 8 | 11.433 | 13.902 | 30.064 | 26.828 | 1:22.227 | 234 | 7 | 11.825 | 14.291 | 30.197 | 26.924 | 1:23.237 | 224 |
| 9 | 11.338 | 13.888 | 30.030 | 27.058 | 1:22.314 | 235 | 8 | 11.562 | 14.049 | 29.833 | 26.968 | 1:22.412 | 242 |
| 10 | 12.485 | 15.382 | 31.869 | 11:08.542 | 12:08.278 | 236 | 9 | 11.569 | 14.327 | 32.250 | 3:33.955 | 4:32.101 | 241 |
| 11 | 19.137 | 16.002 | 31.034 | 27.301 | 1:33.474 P | | 10 | 17.058 | 17.120 | 33.765 | 27.231 | 1:35.174 P | |
| 12 | 11.433 | 14.175 | 30.155 | 26.867 | 1:22.630 | 234 | 11 | 11.487 | 14.223 | 30.084 | 26.973 | 1:22.767 | 239 |
| 68 Mitch LEVY (NSW) (13th) | | | | | | | | | | | | | |
| 1 | 17.212 | 16.690 | 33.248 | 28.679 | 1:35.829 P | | 12 | 11.518 | 13.992 | 31.722 | 5:18.495 | 6:15.727 | 242 |
| 2 | 12.009 | 14.558 | 31.247 | 27.782 | 1:25.596 | 237 | 13 | 14.437 | 14.423 | 31.459 | 27.329 | 1:27.648 P | |
| 3 | 11.812 | 14.420 | 31.316 | 27.787 | 1:25.335 | 238 | 14 | 11.560 | 14.325 | 30.055 | 27.359 | 1:23.299 | 240 |
| 4 | 11.805 | 14.475 | 30.998 | 27.647 | 1:24.925 | 238 | | | | | | | |
| 5 | 11.674 | 14.422 | 30.779 | 27.553 | 1:24.428 | 238 | | | | | | | |



Scott Laing
 Chief Time Keeper - Scott Laing

Clerk of Course - Simon Maas

Computime Race Timing Systems Pty Ltd © 1996
 Licensed to Computime Race Timing Systems

www.computime.com.au

COMPUTIME RACE TIMING SYSTEMS PTY LTD





ASBK.COM.AU f t i y

Winton Motor Raceway : OFFICIAL TEST : April 11 & 12

SUPERBIKE

Wednesday Practice 3

Date: 12/04/17
 Event: P20
 Weather: Sunny - 22.4C
 Track: Dry - 40.5C

Started at: 13:42:36
 Laps: 30 Min
 Starters: 15
 Printed at: 14:37

FASTEST LAPS SEQUENCE

| Race Time | No | Name | Machine | Fastest Lap | On Lap |
|-----------|----|----------------------|-----------------|-------------|--------|
| 1:51.009 | 56 | Troy GUENTHER (QLD) | BMW S RR | 1:36.298 | 1 |
| 2:42.513 | 24 | Robert BUGDEN (QLD) | Kawasaki ZX10R | 1:35.403 | 1 |
| 2:51.879 | 1 | Troy HERFOSS (QLD) | Honda CBR RR | 1:29.289 | 1 |
| 2:53.811 | 50 | Callum SPRIGGS (QLD) | Ducati Panigale | 1:28.644 | 1 |
| 3:15.401 | 56 | Troy GUENTHER (QLD) | BMW S RR | 1:24.392 | 2 |
| 3:55.037 | 67 | Bryan STARING (WA) | Honda CBR RR | 1:24.005 | 2 |
| 3:58.277 | 25 | Daniel FALZON (SA) | Yamaha YZF-R1 | 1:23.891 | 2 |
| 4:13.901 | 1 | Troy HERFOSS (QLD) | Honda CBR RR | 1:22.022 | 2 |
| 5:35.846 | 1 | Troy HERFOSS (QLD) | Honda CBR RR | 1:21.945 | 3 |
| 8:20.141 | 1 | Troy HERFOSS (QLD) | Honda CBR RR | 1:21.558 | 5 |
| 23:47.254 | 47 | Wayne MAXWELL (VIC) | Yamaha YZF-R1 | 1:21.419 | 9 |
| 27:01.114 | 25 | Daniel FALZON (SA) | Yamaha YZF-R1 | 1:20.944 | 7 |



Scott Laing
 Chief Time Keeper - Scott Laing

Clerk of Course - Simon Maas

Computime Race Timing Systems Pty Ltd © 1996
 Licensed to Computime Race Timing Systems

www.computime.com.au

COMPUTIME RACE TIMING SYSTEMS PTY LTD





ASBK.COM.AU f t i y

Winton Motor Raceway : OFFICIAL TEST : April 11 & 12

SUPERBIKE

Wednesday Practice 3

Date: 12/04/17
 Event: P20
 Weather: Sunny - 22.4C
 Track: Dry - 40.5C


Started at: 13:42:36
 Laps: 30 Min
 Starters: 15
 Printed at: 14:37

BEST PARTIAL TIMES

| Pos | Split 1 | | Split 2 | | Split 3 | | Split 4 | | LAP | | Ideal | Fastest |
|-----|-------------|--------|-------------|--------|-------------|--------|-------------|--------|-------------|----------|----------|---------|
| | Name | Time | Name | Time | Name | Time | Name | Time | Name | Time | | |
| 1 | D. FALZON | 11.144 | D. FALZON | 13.708 | D. FALZON | 29.505 | D. FALZON | 26.501 | D. FALZON | 1:20.858 | 1:20.944 | |
| 2 | W. MAXWELL | 11.175 | C. HALLIDAY | 13.715 | W. MAXWELL | 29.621 | T. HERFOSS | 26.506 | W. MAXWELL | 1:21.262 | 1:21.328 | |
| 3 | T. HERFOSS | 11.198 | R. BUGDEN | 13.821 | R. BUGDEN | 29.755 | C. HALLIDAY | 26.548 | T. HERFOSS | 1:21.455 | 1:21.558 | |
| 4 | J. WATERS | 11.248 | W. MAXWELL | 13.830 | M. BLAIR | 29.833 | W. MAXWELL | 26.636 | J. WATERS | 1:21.614 | 1:21.703 | |
| 5 | R. BUGDEN | 11.269 | T. HERFOSS | 13.830 | J. WATERS | 29.861 | J. WATERS | 26.667 | R. BUGDEN | 1:21.623 | 1:21.973 | |
| 6 | C. HALLIDAY | 11.324 | J. WATERS | 13.838 | T. HERFOSS | 29.921 | B. STARING | 26.734 | C. HALLIDAY | 1:21.626 | 1:21.948 | |
| 7 | B. STARING | 11.338 | B. STARING | 13.888 | B. STARING | 29.945 | C. SPRIGGS | 26.763 | B. STARING | 1:21.905 | 1:22.108 | |
| 8 | T. GUENTHER | 11.380 | A. PHILLIS | 13.943 | C. HALLIDAY | 30.039 | R. BUGDEN | 26.778 | M. BLAIR | 1:22.214 | 1:22.412 | |
| 9 | K. BUCKLEY | 11.385 | M. BLAIR | 13.992 | A. PHILLIS | 30.341 | A. PHILLIS | 26.806 | A. PHILLIS | 1:22.483 | 1:22.743 | |
| 10 | A. PHILLIS | 11.393 | T. GUENTHER | 14.006 | C. SPRIGGS | 30.381 | M. BLAIR | 26.913 | C. SPRIGGS | 1:22.675 | 1:22.696 | |
| 11 | C. SPRIGGS | 11.445 | K. BUCKLEY | 14.025 | K. BUCKLEY | 30.425 | K. BUCKLEY | 26.933 | K. BUCKLEY | 1:22.768 | 1:22.815 | |
| 12 | M. BLAIR | 11.476 | C. SPRIGGS | 14.086 | T. GUENTHER | 30.580 | T. GUENTHER | 26.966 | T. GUENTHER | 1:22.932 | 1:23.034 | |
| 13 | M. LEVY | 11.674 | M. LEVY | 14.390 | M. LEVY | 30.779 | T. GIBSON | 27.448 | M. LEVY | 1:24.396 | 1:24.428 | |
| 14 | T. GIBSON | 11.714 | B. McINTYRE | 14.418 | T. GIBSON | 31.198 | M. LEVY | 27.553 | T. GIBSON | 1:24.847 | 1:25.096 | |
| 15 | B. McINTYRE | 11.784 | T. GIBSON | 14.487 | B. McINTYRE | 31.210 | B. McINTYRE | 27.620 | B. McINTYRE | 1:25.032 | 1:25.078 | |

Scott Laing
 Chief Time Keeper - Scott Laing

Clerk of Course - Simon Maas



Computime Race Timing Systems Pty Ltd © 1996
 Licensed to Computime Race Timing Systems

www.computime.com.au

COMPUTIME RACE TIMING SYSTEMS PTY LTD